















Class	% Attendance	Position	Points
 RJM	<b>93.3</b>		
 RCK	<b>99.0</b>	<b>1st</b>	<b>5</b>
 1JC	<b>98.0</b>		
 1LC	<b>98.5</b>	<b>3rd</b>	<b>3</b>
 2JC	<b>98.6</b>	<b>2nd</b>	<b>4</b>
 2ES	<b>94.1</b>		
 3EE	<b>94.6</b>		
 3CL	<b>91.0</b>		
 4LV	<b>93.8</b>		
 4GT	<b>94.6</b>		
 5CH	<b>98.1</b>	<b>5th</b>	<b>1</b>
 5KC	<b>98.2</b>	<b>4th</b>	<b>2</b>
 6JP	<b>95.0</b>		
 6PB	<b>94.0</b>		
<b>Whole School</b>	<b>95.9</b>		