















| Class | % Attendance | Position | Points |
|---|--------------|-----------------|--------|
|  RJM | 97.4 | 3 rd | 3 |
|  RCK | 92.4 | | |
|  1JC | 94.1 | | |
|  1LC | 97 | 4 th | 2 |
|  2JC | 96.3 | | |
|  2ES | 87.8 | | |
|  3EE | 96.8 | 5 th | 1 |
|  3CL | 91.2 | | |
|  4LV | 94.7 | | |
|  4GT | 97.4 | 3 rd | 3 |
|  5CH | 99.1 | 1 st | 5 |
|  5KC | 95.6 | | |
|  6JP | 98.3 | 2 nd | 4 |
|  6PB | 94.2 | | |
| Whole School | 95.2 | | |