

Phonics

Please practise writing the following letters in your child's home learning book. As they write each letter make sure they start in the correct place and say the rhyme. You can show children how to form the letter first. It is so important that they form their letters correctly so they can go on to learn joined up handwriting from year 1 onwards.

s start at the top 'slip down the slide'

a start at the top right 'round the anchor and down the rope'

t start at the top 'down the tree and across the branch'

p start at the top left, keep your pencil on the paper 'down the path, up the path and round the pond'

i start at the top 'down the insect and don't forget his cap'

n start at the top left 'down the nose and over the nostril'

m 'down the mound and over the moles'

d start in the middle 'back round the dogs body, up to his ears and down to his tail'

- Can you write these lower case letters in your child's red homework book? Children can trace yours first, then practise writing the sounds by themselves.
- When writing the sounds say the rhymes we say to help with our letter formation. Please look at the additional page included in the homework book. Do children recognise the sounds when you point to them? Can you find an object in your house that begins with each sound?

Maths

1 2 3

1 2 3

1 2 3


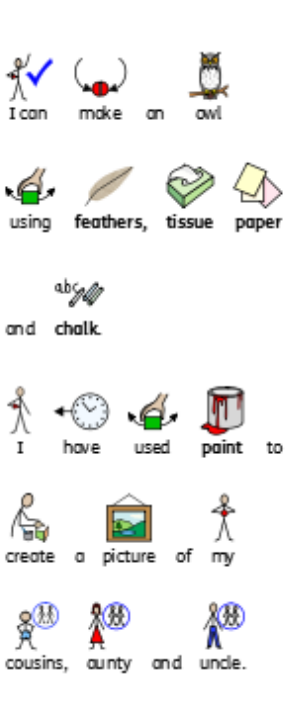
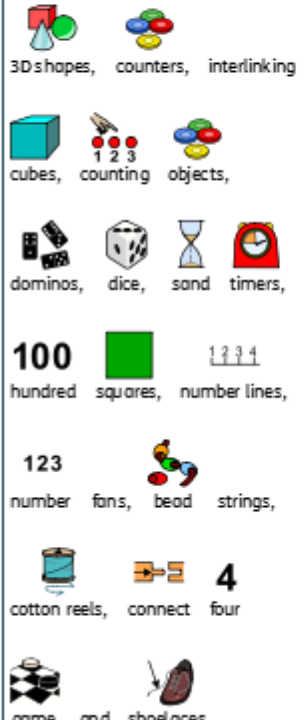
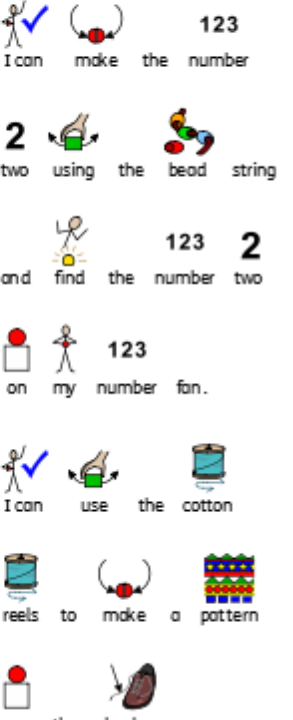
- Can you write the numbers in your child's homework book and ask them to have a go at forming each number on the line.
- Can your child recognise these numbers?
- Can you find these numbers in your house e.g. on a clock? On a remote? On a phone?
- Last week children have been going over key vocabulary 'more, most, few, fewer, fewest, same and equal.'
- Show your child a number, can they count out the correct amount of objects? Can you make the amounts using different combinations of objects e.g. 2 forks add 1 knife equal 3 OR 3 forks also equal 3. Collect two different amounts. Can you ask questions such as who has more/most, fewer/fewest, the same/equal? How can we check?

Talking Tip

Every half term we focus on four key questions. This half term our questions are:

1. Tell me about houses. 'e.g. Houses can be built with bricks. Smoke comes out of chimneys' I live in a house with Bedrooms. Some houses have big/little...'
2. Tell me about your family. 'e.g. I live with... and ... I have other relatives who don't live with me, they are called...
3. How have you changed since you were a baby? 'e.g. when I was a baby I couldn't dress myself, now I can put on my P.E kit by myself.'
4. What can the word hunt mean? 'It can mean looking for something. The Owl Mother went hunting for food for her baby owls in the story Owl Babies.'

This week children have been focusing on learning vocabulary linked to our Workshop Area and Maths area. Can your child use this vocabulary in a sentence? We have provided some possible sentences below:

Resources in the Workshop Area:	Possible sentences:	Resources in the Maths Area:	Possible sentences:
	 <p>I can make an owl using feathers, tissue paper and chalk.</p> <p>I have used paint to create a picture of my cousins, aunts and uncles.</p>		 <p>I can make the number 123 using the bead string and find the number two.</p> <p>123 2 on my number fan.</p> <p>I can use the cotton reels to make a pattern on the shoelace.</p>