


This week, the children have been celebrating Safer Internet Day and it was celebrated with the theme 'All fun and games? Exploring respect and relationships online'. The children have taken part in a range of lessons and activities based around being safe on the internet. Year 5 and 6 had a visit from the Police around Safer Internet Day. Have a look below at your child's learning.

### Reception

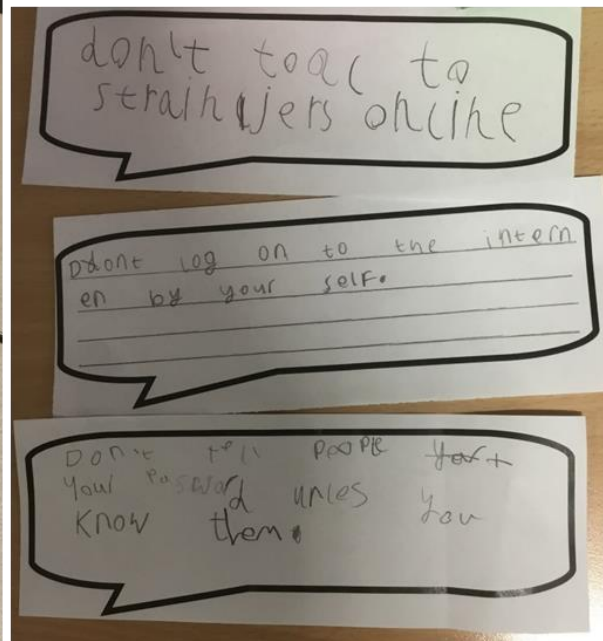


We listened to the story 'Smartie the Penguin' and discussed what he should do if he sees something he doesn't like.

Children have drawn a picture of adults they can trust whilst discussing what technologies they use and how to stay safe when they are online.



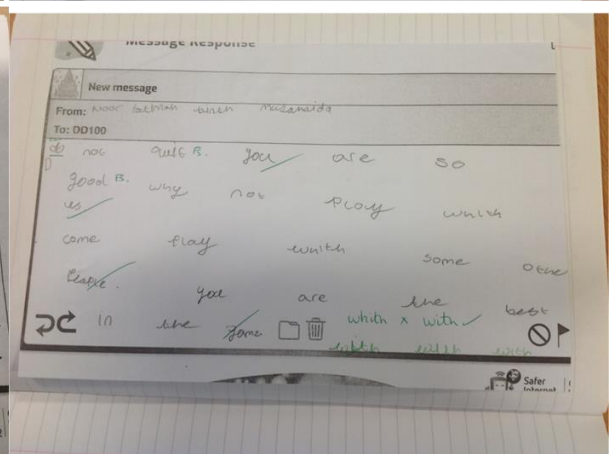
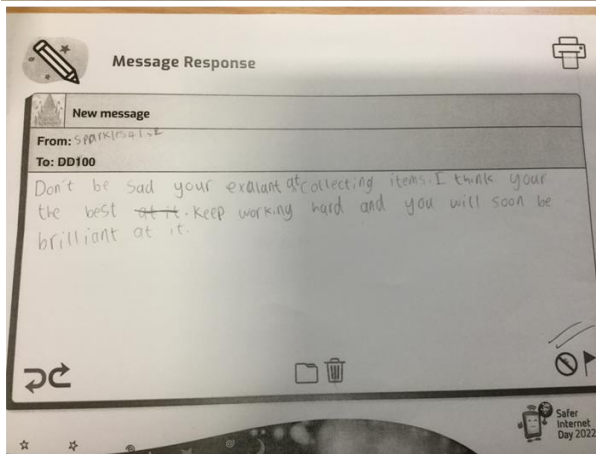
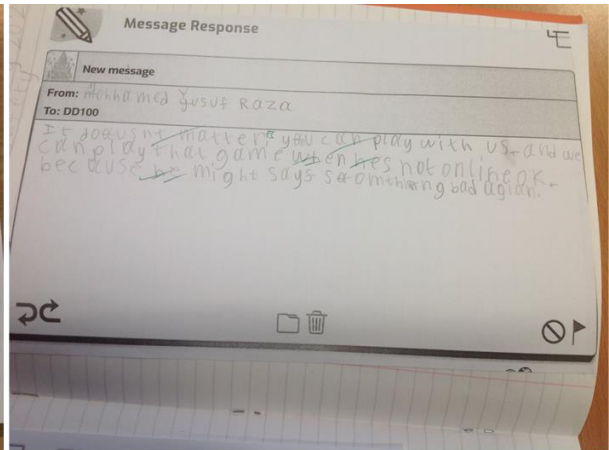
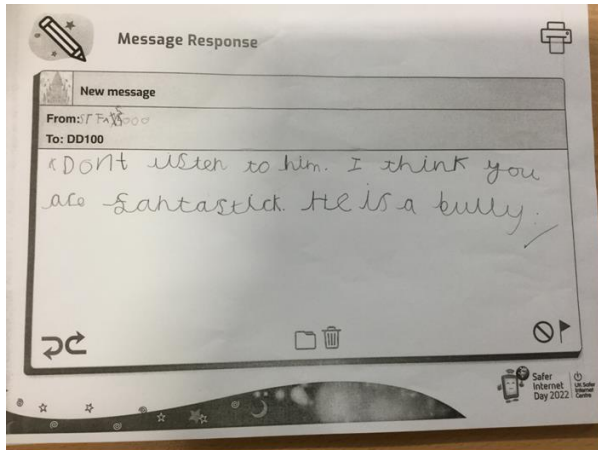
## Year 1

In Year 1 we had a discussion about keeping safe on the internet. The children were very sensible and came up with lots of ideas of how to stay safe. We then wrote speech bubbles with how we can stay safe online.



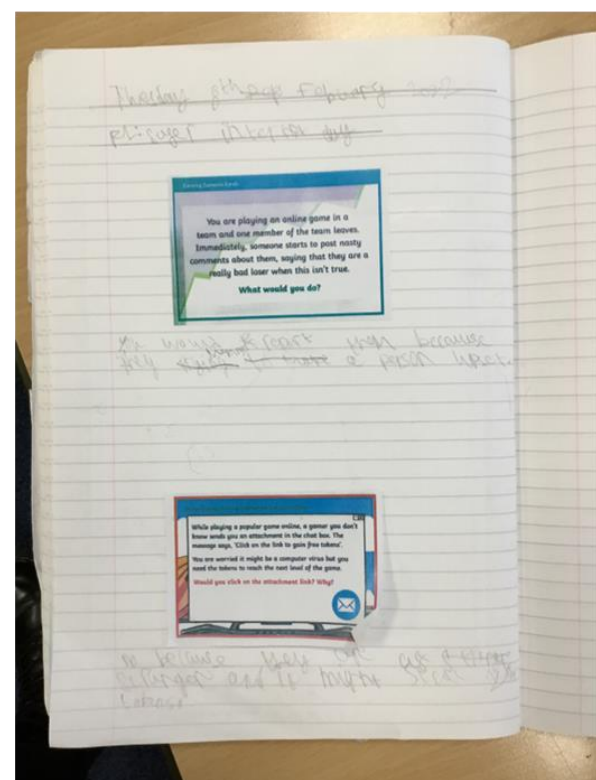
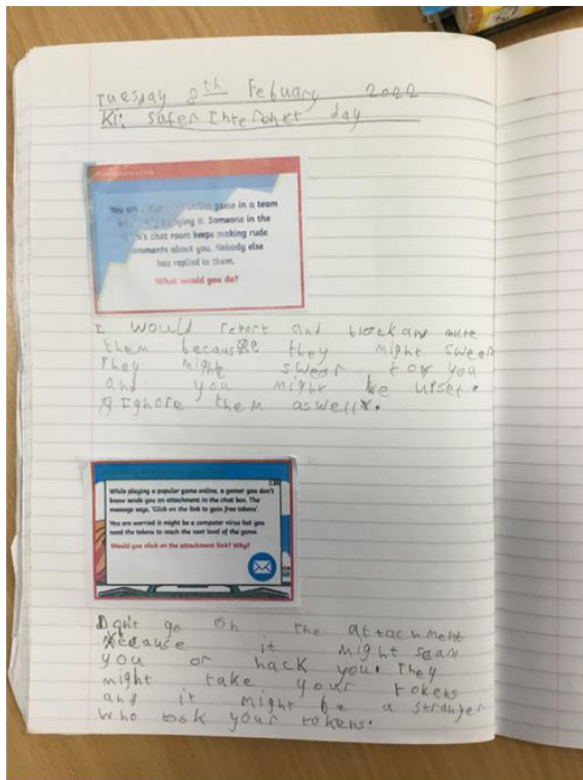
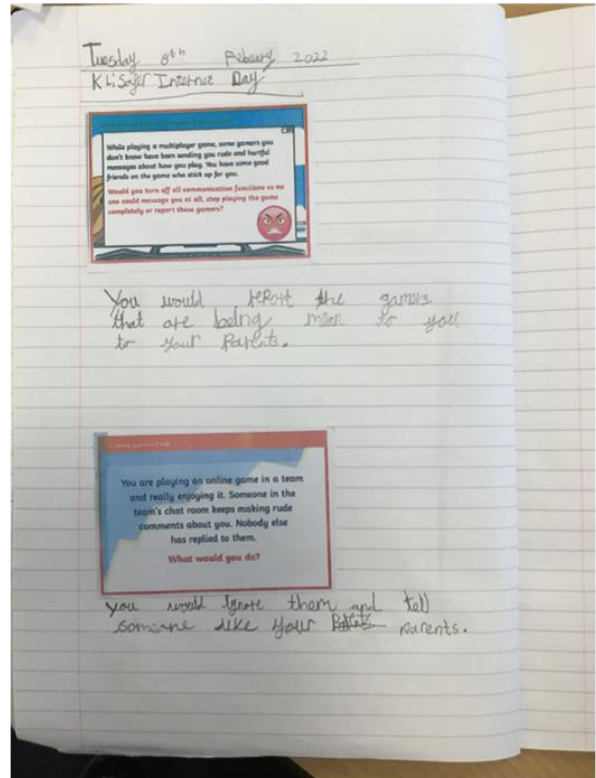
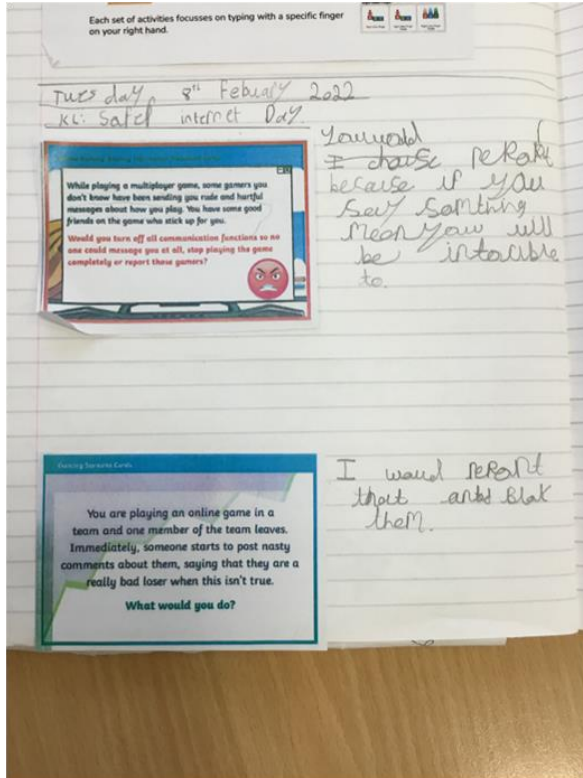
## Year 2

We have read the story 'DigiDuck and the Magic Castle'. We stopped the story at different points to share our feeling emojis. We then looked at many scenarios and discussed what we could do instead in that situation. After this we sent DigiDuck kind messages to make him feel better after he receive an unkind message.



## Year 3

In Year 3, we had a discussion about different scenarios when using the internet for playing games. We talked in partners about what we would do and then completed different scenarios on our own.



# Year 4

On Tuesday, Year 4 children took part in E-Safety day and were discussing what information would be suitable for a private account and what could be shared publicly. We had discussions about whether photos of pets, our houses and our school uniform should be shared. We also looked at a password checker and tried to make the most secure password possible. Some children created super passwords that would take billions of years to be hacked into.

*We used our planning notes and typed the information in to a newspaper online. We uploaded images from the gallery into the newspaper report.*

Tuesday 8<sup>th</sup> February 2022  
*KL - I understand why passwords are important and can choose a safe one.*

Being safe online is very important. Lots of websites ask you to set up a password.

What makes a good password?

Include numbers, letters and symbols.	Use at least one capital letter.
Make it something that you will remember but others cannot guess.	Make it at least 8 characters long.
Never use obvious names or dates.	Don't share your password with friends.

**Ella is 9.** She goes to Longmead Primary School. She lives at 9 Brook Close. She enjoys playing football and netball. Her favourite team is Arsenal. At home she has two dogs called Charlie and Chimp.

Ella's perfect password: Arsenal9CharlieChimp

**Mia is 13** and attends Brixabay Secondary School in Devon. She makes jewellery and likes knitting and sewing. She likes shopping with her friends at the weekend. She has a grey cat called Pixie.

Mia's perfect password: Pixie13knitting

**Amir is 10.** His birthday is in March. He goes to Fairfield Junior School in Leeds. He belongs to Fairfield Athletic Club and is very good at long jump. His favourite colour is blue. He lives with his two brothers.

Amir's perfect password: 10MarchFairfieldBlue

What about you? What would your perfect password look like? Follow the rules to create your own strong password. Enter it into a password checker website and see how strong your password is. Remember, don't tell anyone your idea for a password! 51q07

*KL - I understand what information should be kept private and what can be shared.*

We have to be very careful about the photographs we share with people online and the information included in them. We have to think about whether they include important personal information that should be kept private. Look at all of the examples below of photos that people often share on their social media accounts. Decide whether or not you think they should be part of a public or private account. Cut out the statements and stick them into the correct box.

**Public Account**  
A public account on social media means that members of the public can see what you write about or which pictures you show. People you don't know can access it.

Picture of your favourite colour	Picture of your pet
Picture of your house	Picture of your favourite hobby
Your nickname	Your city

**Private Account**  
A private account on social media means that the only people who can see what you write about or which pictures you show, are friends or people you know.

Real name	Mobile phone number
Picture of your school	Real address
Picture of you in swimwear	Picture of you

We have to be very careful about the photographs we share with people online and the information included in them. We have to think about whether they include important personal information that should be kept private. Look at all of the examples below of photos that people often share on their social media accounts. Decide whether or not you think they should be part of a public or private account. Cut out the statements and stick them into the correct box.

**Public Account**  
A public account on social media means that members of the public can see what you write about or which pictures you show. People you don't know can access it.

Picture of your favourite colour	Your nickname
Picture of you	Picture of you in swimwear
Picture of your favourite hobby	Picture of your pet

**Private Account**  
A private account on social media means that the only people who can see what you write about or which pictures you show, are friends or people you know.

Your city	Real address
Mobile phone number	Picture of your school
Picture of your house	Real name

*We used our planning notes and typed the information in to a newspaper online. We uploaded images from the gallery into the newspaper report.*

Tuesday 8<sup>th</sup> February 2022  
*KL - I understand why passwords are important and can choose a safe one.*

Being safe online is very important. Lots of websites ask you to set up a password.

What makes a good password?

Include numbers, letters and symbols.	Use at least one capital letter.
Make it something that you will remember but others cannot guess.	Make it at least 8 characters long.
Never use obvious names or dates.	Don't share your password with friends.

**Ella is 9.** She goes to Longmead Primary School. She lives at 9 Brook Close. She enjoys playing football and netball. Her favourite team is Arsenal. At home she has two dogs called Charlie and Chimp.

Ella's perfect password: 179HB!

**Mia is 13** and attends Brixabay Secondary School in Devon. She makes jewellery and likes knitting and sewing. She likes shopping with her friends at the weekend. She has a grey cat called Pixie.

Mia's perfect password: TTME289?

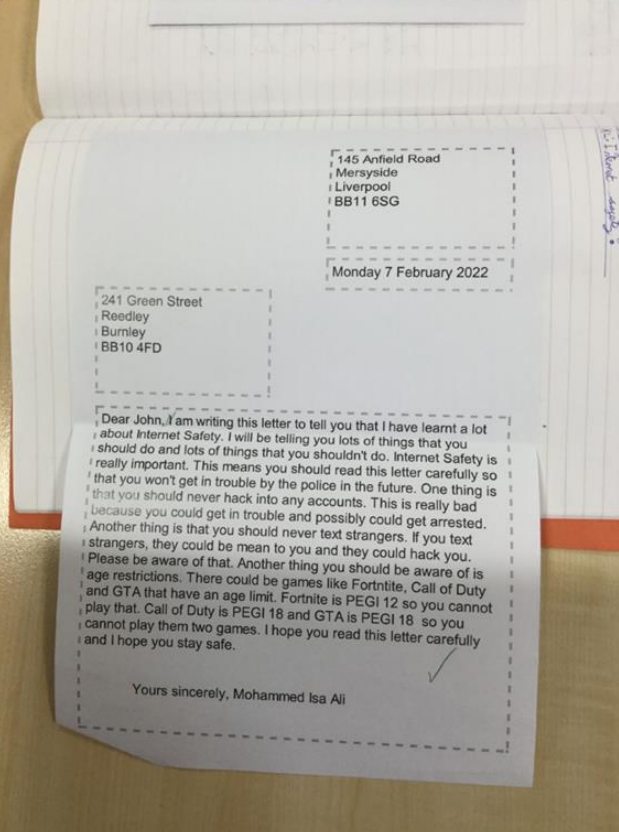
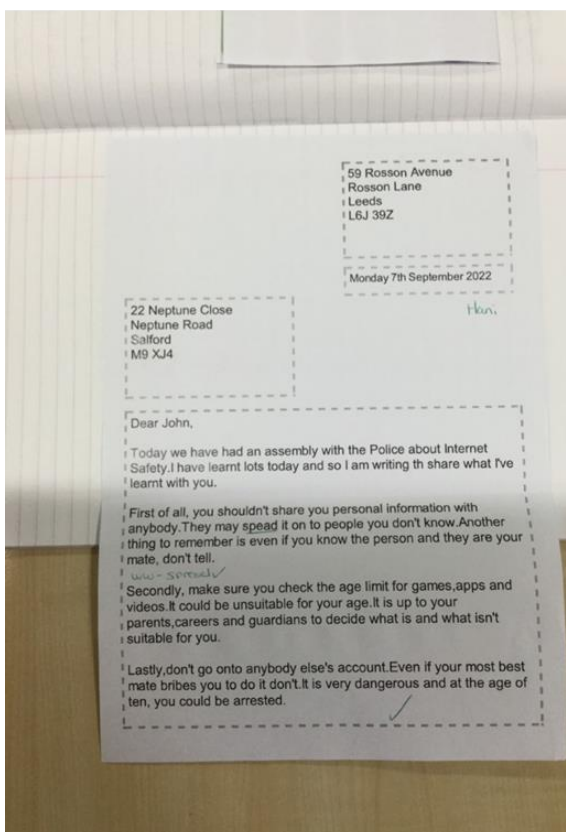
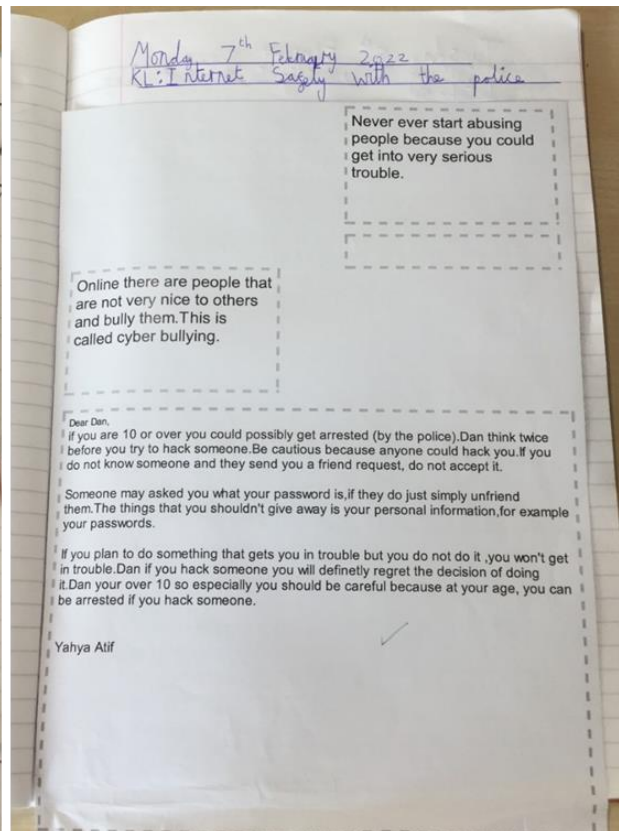
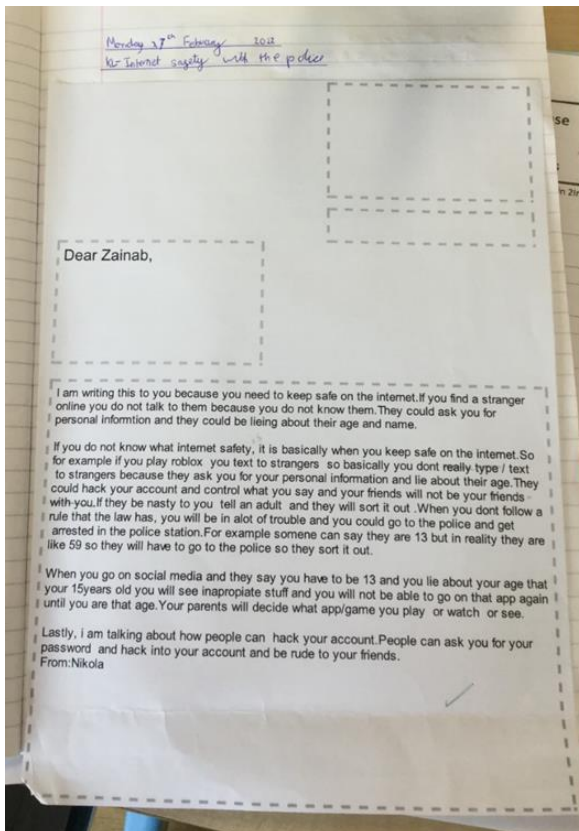
**Amir is 10.** His birthday is in March. He goes to Fairfield Junior School in Leeds. He belongs to Fairfield Athletic Club and is very good at long jump. His favourite colour is blue. He lives with his two brothers.

Amir's perfect password: 12wbn.WSN!

What about you? What would your perfect password look like? Follow the rules to create your own strong password. Enter it into a password checker website and see how strong your password is. Remember, don't tell anyone your idea for a password!

## Year 5

We had a visit from the local Police and listened to the importance of being safe on the internet. We then wrote letters to John about our internet safety after our visit.



## Year 6

In Year 6, the children had a visit from the local police to talk about acceptable use of the internet. Here are some of the key messages that they learnt from their talk.

